

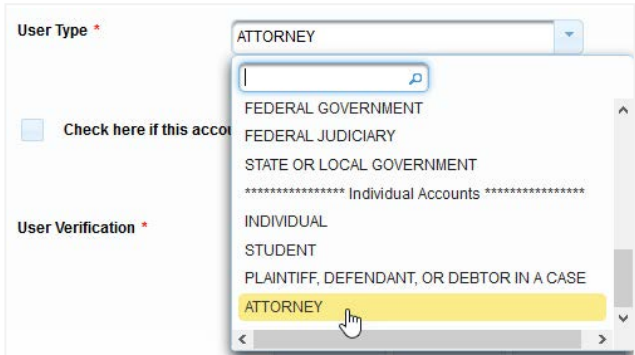


# Register for a NEW PACER Account

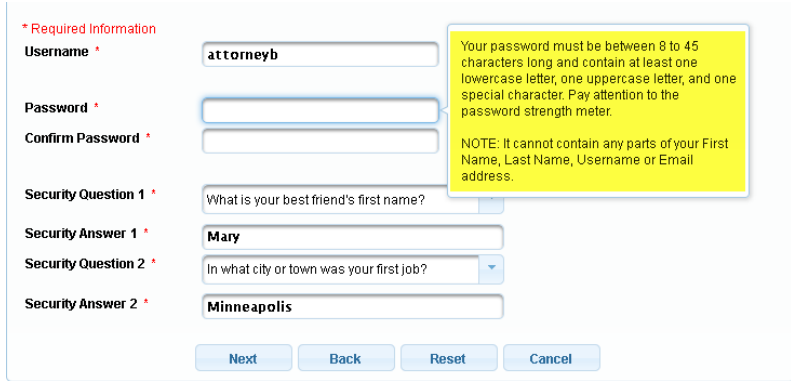
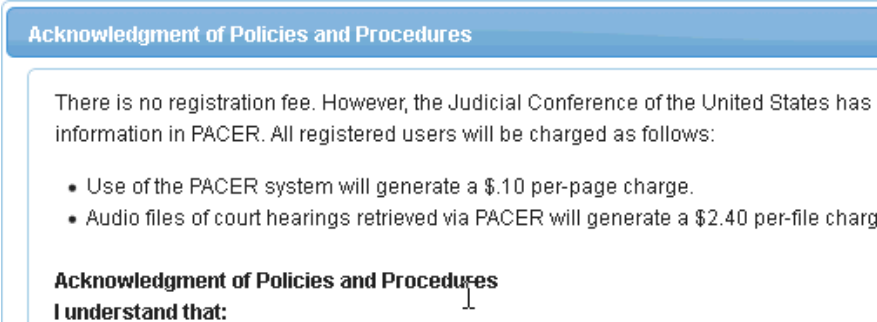
## Instructions

All filers must have an individual attorney PACER account to file in NextGen CM/ECF. Follow the steps below if you do not have a PACER account or share an account with others in your law firm.

For questions, please contact PACER at 1-800-676-6856.

STEP	ACTION
1	Open a web browser and navigate to <a href="http://www.pacer.gov">www.pacer.gov</a> 
2	Click <b>REGISTER</b> .
3	Select <b>Attorney Filers</b> and then click <b>Register Now</b> 
4	Enter the required information in the registration form. In the User Type field, choose <b>ATTORNEY</b> <sup>1</sup> as your user type.  Click <b>Next</b> .

<sup>1</sup> If you work for a government agency, please make the appropriate selection under “Government Accounts” instead of selecting an individual account.

STEP	ACTION
5	<p>Create a Username and Password and answer the Security Questions.</p>  <p>Click <b>Next</b>.</p>
6	<p>Enter <b>payment information</b> if desired.  <u>Providing a credit card is optional.</u> If you would like to register without providing a credit card, click <b>Next</b> without entering any information on this screen.</p>
7	<p>Read and <b>acknowledge</b> the policies and procedures.</p> 
8	<p>You will get a confirmation page when your registration is complete.</p> 